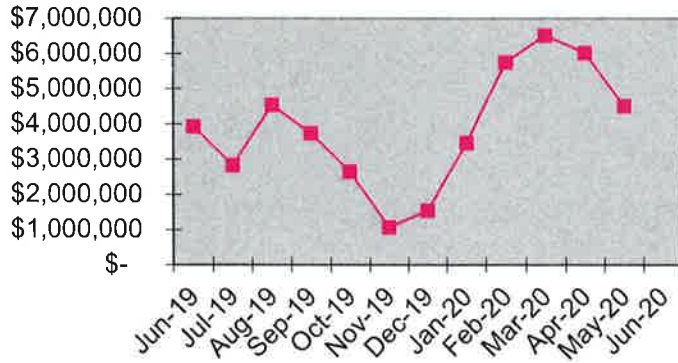


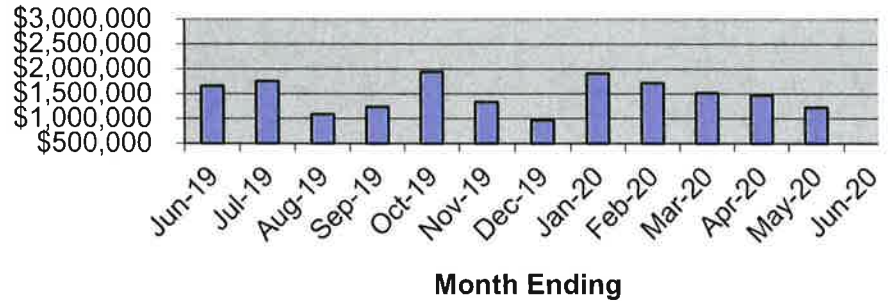
River Valley School District Board Financial Report May 2020

Month End Cash Balance	
	Actual
Jun-19	\$ 3,939,285
Jul-19	\$ 2,831,079
Aug-19	\$ 4,543,692
Sep-19	\$ 3,741,203
Oct-19	\$ 2,660,351
Nov-19	\$ 1,066,846
Dec-19	\$ 1,545,698
Jan-20	\$ 3,472,554
Feb-20	\$ 5,757,956
Mar-20	\$ 6,531,337
Apr-20	\$ 6,025,974
May-20	\$ 4,520,504
Jun-20	
Checks	
	\$ Amount
Jun-19	\$ 1,653,516
Jul-19	\$ 1,752,045
Aug-19	\$ 1,086,621
Sep-19	\$ 1,235,593
Oct-19	\$ 1,941,176
Nov-19	\$ 1,333,075
Dec-19	\$ 962,949
Jan-20	\$ 1,907,730
Feb-20	\$ 1,715,092
Mar-20	\$ 1,512,142
Apr-20	\$ 1,466,153
May-20	\$ 1,223,460
Jun-20	
Revenues	
	\$ Amount
Jun-19	\$ 1,785,663
Jul-19	\$ 3,611,248
Aug-19	\$ 3,026,664
Sep-19	\$ 812,424
Oct-19	\$ 152,409
Nov-19	\$ 300,555
Dec-19	\$ 1,280,060
Jan-20	\$ 3,256,246
Feb-20	\$ 3,331,148
Mar-20	\$ 2,565,136
Apr-20	\$ 374,837
May-20	\$ 106,087
Jun-20	

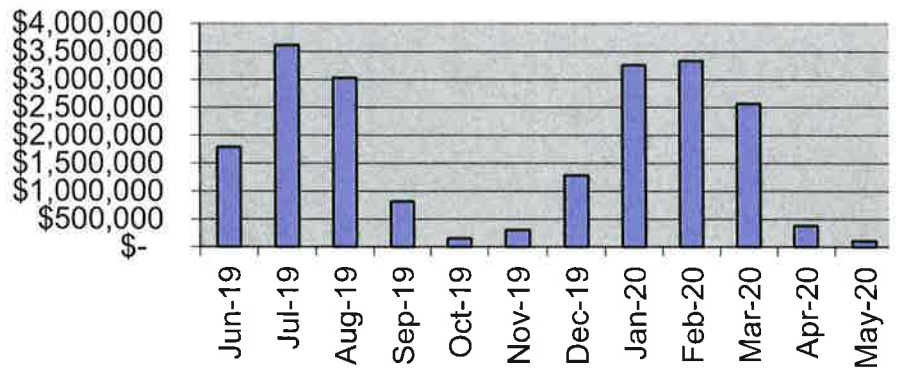
Actual Cash Balance



Check Disbursements



Revenues



May 2020

The Peoples Community Bank (Checking Account Activity)

Beginning Balance:	\$ 4,260,219.22
ADD: Total Credits	\$ 3,054,258.24
LESS: Total Debits	\$ 1,371,910.57
	<u>\$ 5,942,566.89</u>

NET DISTRICT FUNDS

Checking Account

Community Bank	
ENDING BALANCE	<u>\$ 200,082.85</u>

Local Government Investment Pool

#1 (general account)	\$ 1,266,163.31
#2 (fund 49 - building fund)	\$ 464,023.54
#3 (fund 39 - debt service)	\$ -
#4 (Misc. Project)	\$ -

Subtotal \$ 1,730,186.85

LESS: Short term loan

\$ -

Ending Balance \$1,930,269.70